

< i a Ub `F Ygci fW`g`GWfYYb]b[`E i Ygh]cbg

Does your institution have any part-time staff?

If you answer **Yes** to this question, you will be provided the screens to report part-time staff.

If you answer **Yes** to this question, you will be provided the screens to report graduate assistants.

Does your institution have 15 or more full-time staff?

If you answer **Yes** to this question, you will be provided the screens to report some data by tenure status.

full-time permanent staff **November**
1, 2017 and October 31, 2018 *first time* *after a break in service*


If you answer **Yes** to this question, you will be provided the screens to report **full-time permanent new hires** in **Part H**.

Do ALL of the instructional staff at your institution fall into any of the following categories?

If you answer **Yes** to any of the questions below, you will **NOT** be required to report **Part G - Salaries** for instructional staff. However, Part G will still be required for reporting data for full-time non-instructional staff.

You may use the space below to provide context for the data you've reported above.

DUfh5%! : i `! h]a Y `=bghfi W]cbU`GhUZZ`Vm5WUXYa]WF Ub_`UbX`HYbi fY`GhUhi g`!



DUfh6&!': i`!h[a Y`B cb!]bghfi W]cbU`GhUZZ`Vm'A YX]WU`GW cc`GhUhi g

[Redacted Header]			
[Redacted]	[Redacted]	[Redacted]	[Redacted]
[Redacted]	[Redacted]	[Redacted]	[Redacted]
[Redacted]	[Redacted]	[Redacted]	[Redacted]
[Redacted]	[Redacted]	[Redacted]	[Redacted]
[Redacted]	[Redacted]	[Redacted]	[Redacted]

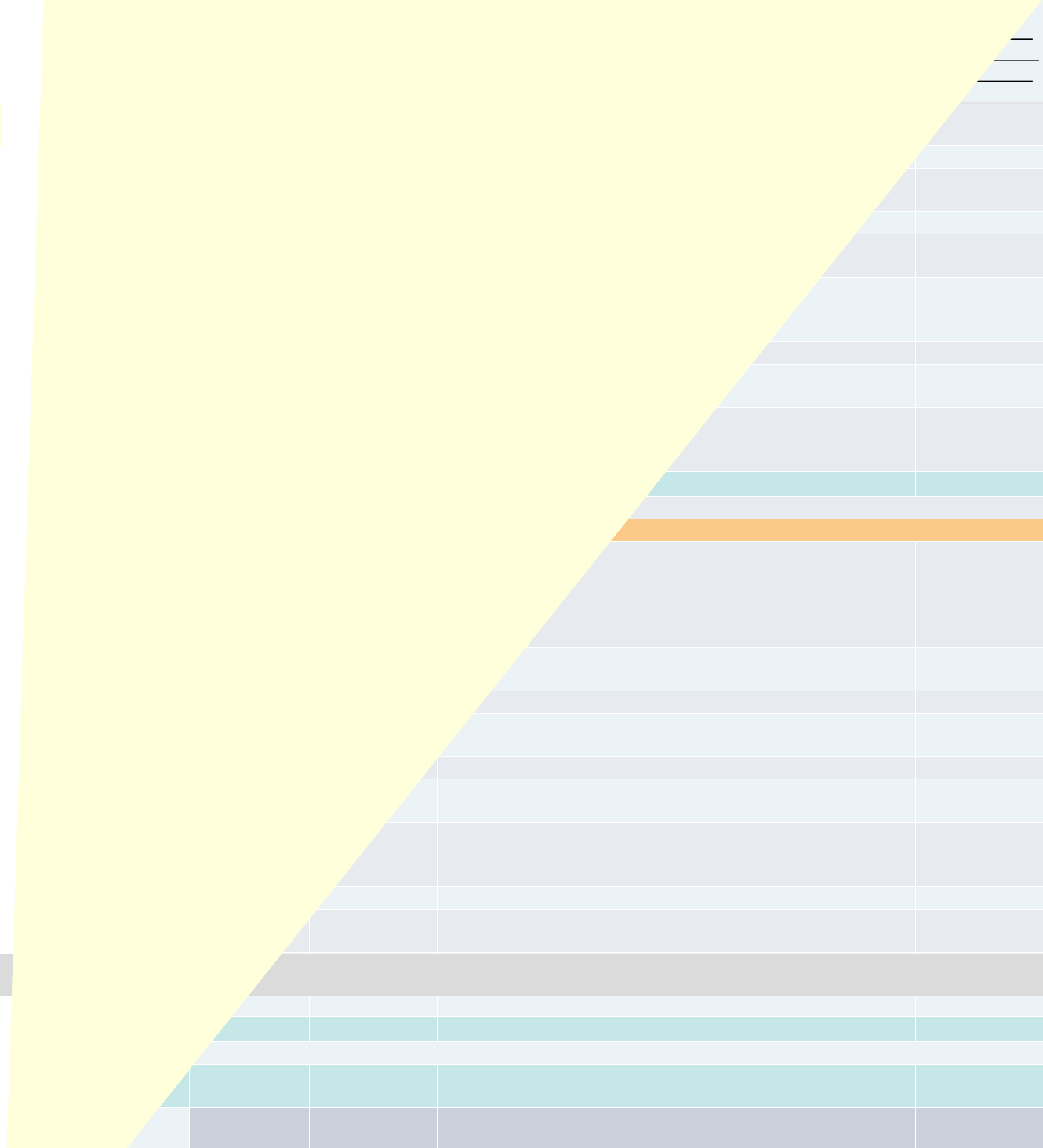
DUfh'8 '! 'DUfh! h]a Y 'GhUZZ'Vm'c WW dUh]cbU''7UhY[cfm

Number of Part-time Staff

As of November 1, 2018

- Report Hispanic/Latino individuals of any race as Hispanic/Latino
- Report race for non-Hispanic/Latino individuals only
- Include both medical school and non-medical school staff

Men



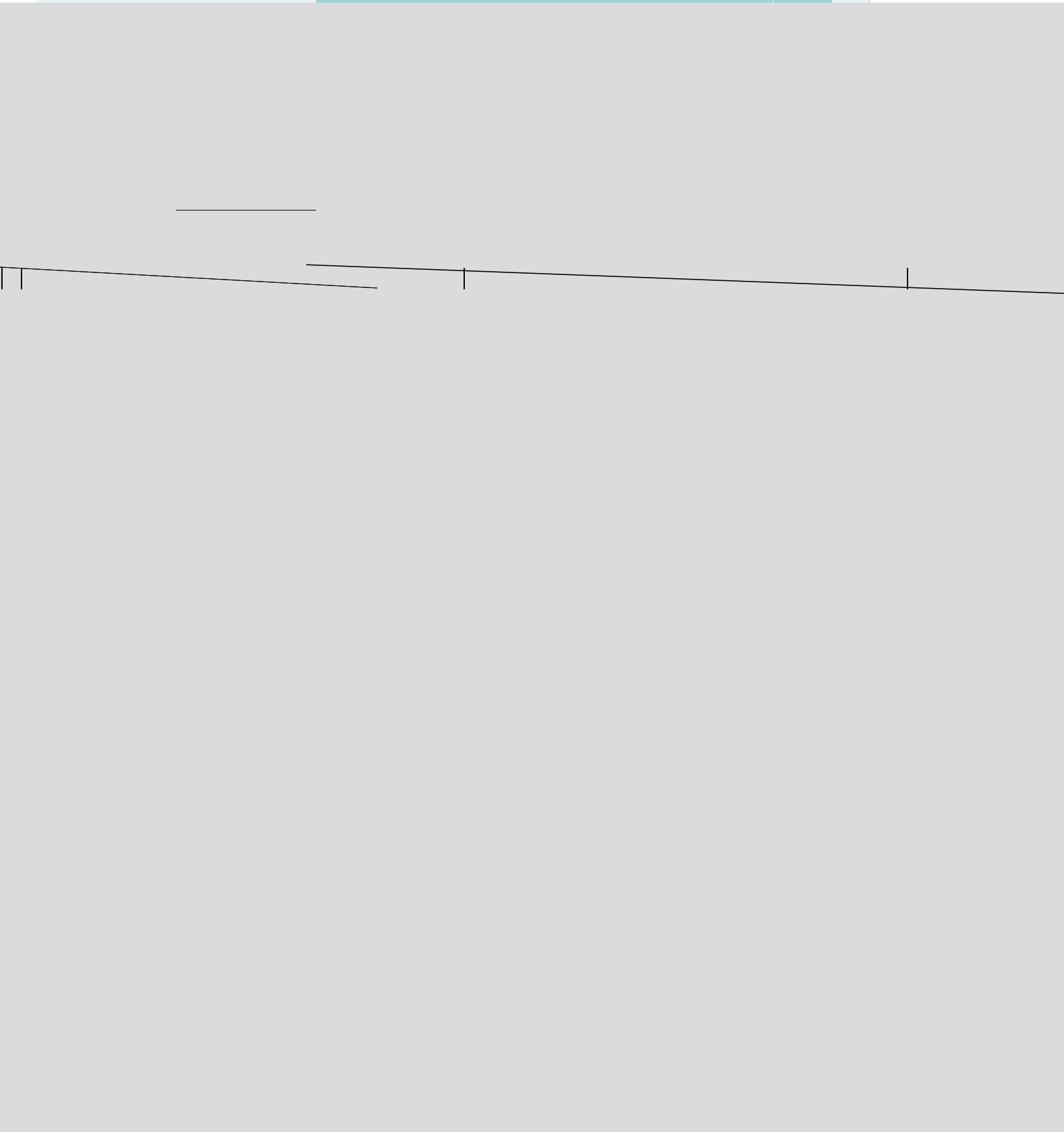
Total women						
Total (men+women)						
		1		17		704

DUFh'9'! 'DUFh h]a Y'GhUZZ'Vm'c VW dUh]cbU'7UhY[cfmUbX'HYbi fY'GhUhi g


Number of Part-time Staff

As of November 1, 2018


Non-medical school staff










DUfh'9'!`DUfh'h]a Y`GhUZZ`Vm'A YX]WJ``GW cc``GhUhi`g





DUfh: '! DUfh h]a Y`Gi a a UfmA YX]W`gV\cc`ghUZZ





< i a Ub`F Ygci fW`g`Gi fj Ym'9j U`i Uh]cb

Were any staff members difficult to categorize? If so, please explain in the box below.

--

**Number of staff by employment status and occupational category:
Fall 2018**

Production, Transportation, and Material Moving Occupations SOC 51-0000 + 53-0000	65	0	65
--	----	---	----

NOTE: Full-time-equivalent (FTE) staff is calculated by summing the total number of full-time staff and adding one-third of the total number of part-time staff. Graduate assistants are not included in the above figures. Many of the

Human Resources

University of South Florida-Main Campus (137351)

Source	Description	Severity	Resolved	Options
	GWfYYb. :8 !`DH`GhUZZ`CWW dUh]cb`!`(`			
	GWfYYb. :< !`BYk`<]fYg`=bghfi W]cbU`ž`HYbi fY			