

Graduation Rates 2014-15

Institution: University of South Florida-Main Campus (137351)

User ID: P1373511

Overview

Welcome to the IPEDS Graduation Rates (GR) survey component. The GR component collects data on the cohort of full-time, first-time degree/certificate-seeking undergraduate students and tracks their completion status at 150% of the normal time to complete all requirements of their program of study. This information is collected to assist institutions in complying with the requirements of the Student Right-to-Know Act.

Once a student is in the cohort, they remain in the cohort, even if their status changes to part-time or they drop out or transfer out of the institution. However, adjustments can be made to the cohort for allowable exclusions, which include the death of a student, permanent disability, military deployment, or service on an official church mission or with a foreign aid service of the Federal government.

The survey materials package for this component can be downloaded using the following link: [Survey Materials](#)

To access your prior year data submission for this component: [Reported Data](#)

If you have questions about completing this survey, please contact the .


Institution: University of South Florida-Main Campus (137351)

User ID: P1373511

Section I - Graduation Rates - Establishing cohorts

- Incoming students seeking a bachelor's degree

The table consists of a grid with approximately 10 columns and 20 rows. The rows are color-coded: the top row is light grey, followed by two light blue rows, then an orange row, then a light grey row. The majority of the following rows are redacted with black bars. There are some rows with light blue or light grey backgrounds that are not redacted, but they contain very little legible text. The bottom section of the table also features an orange row, followed by several light blue and light grey rows, with some redaction at the bottom.

<u>Hispanic/Latino</u>	357	<input type="text" value="357"/>	0
<u>American Indian or Alaska Native</u>	7	<input type="text" value="7"/>	0
<u>Asian</u>	148	<input type="text" value="148"/>	0
<u>Black or African American</u>	236	<input type="text" value="236"/>	0
<u>Native Hawaiian or Other Pacific Islander</u>	2	<input type="text" value="2"/>	0
<u>White</u>	1,358	<input type="text" value="1,358"/>	0
Two or more races	7	<input type="text" value="7"/>	0
<u>Race and ethnicity unknown</u>	42	<input type="text" value="42"/>	0
	2,170	2,170	0
	3,894	3,894	 0

Screen 1 of 3	<u>Cohort year 2008</u>				
	<u>Bachelor's or equivalent degree-seeking subcohort</u>	Subcohort students who completed their program within 150% of <u>normal time to completion</u>			Total completers <u>within 150%</u>
		? Completers of programs of less than 2 academic yrs (or equivalent)	? Completers of programs of at least 2 but less than 4 academic yrs (or equivalent)	Completers of bachelor's or equ	

[Light Gray Header Row]					
[Teal Header Row]					
[Teal Header Row]					
[Orange Header Row]					
[Light Gray Header Row]					
[Light Blue Cell]	[Light Blue Cell]	[Light Blue Cell]	[Light Blue Cell]		
[Light Blue Cell]	[Light Blue Cell]	[Light Blue Cell]	[Light Gray Cell]	[Light Gray Cell]	[Light Gray Cell]
[Light Blue Cell]	[Light Blue Cell]	[Light Blue Cell]	[Light Blue Cell]	[Light Blue Cell]	[Light Blue Cell]
[Light Gray Cell]	[Light Gray Cell]	[Light Gray Cell]	[Light Gray Cell]	[Light Gray Cell]	[Teal Cell]

<u>Nonresident alien</u>	13	9	7	UQ 5)d U F9d P U 77 ⁰ s• p U•Y !'
<u>Hispanic/Latino</u>	c			

Institution: University of South Florida-Main Campus (137351)

User ID: P1373511

Section II - Graduation Rates - Bachelor's or equivalent degree-seeking subcohort -
Transfers/exclusions

10/15/2011 CH/NT/ES : O/18/1/1/1
By eD

Table with a header row in orange, a table border row, a table border row, and a data grid with approximately 10 columns and 20 rows. The data grid has a light teal background for its rightmost column.




Screen 3 of 3

Cohort year 2008

	<u>Bachelor's or equivalent degree-seeking subcohort</u>	<u>Total completers within 150%</u>	<u>Total transfer-out students</u>	<u>Total t exclusion</u>		

is (137351)

User ID: P1373511



Institution: University of South Florida-Main Campus (137351)

User ID: P1373511

Edit Report

Source	Description	Severity	Resolved	Options
Screen: Cohort, part 1				
Upload File	The total number of students (men + women) in the revised cohort is outside the expected range based o			