

Institution:

Completions Overview

Welcome to the IPEDS Completions survey component. The Completions component is one of several IPEDS components that is conducted during the Fall data collection period. It collects the number of degrees and certificates awarded by field of study, level of award, race/ethnicity, and gender. The reporting period for the Completions component is during the 12-month time period beginning July 1 of the previous calendar year and ending June 30 of the current calendar year; therefore, for this year's Completions component, the reporting period is between July 1, 2012 and June 30, 2013. The Completions component is also collecting the number of students (e.g., completers) who earned awards between July 1, 2012 and June 30, 2013.

Completions Common Errors

Some common completions component errors include the following:

- Including award levels on your current year Completions that were not reported on your previous year's (PY) Institutional Characteristics (IC). [Award levels in the PY IC component cannot be changed; therefore, contact the IPEDS Help Desk at 1-877-225-2568 if you need assistance.]
- Forgetting to select CIP codes for new programs of study that are offered by the institution, but do not have completions for the reporting period.
- Forgetting to enter in zero in at least one of the cells for CIP codes that do not have completions.

Recent Changes





- The following question on **distance education** has been added to the bottom of each individual "CIP Data" screen:
"Is this program offered as a distance education program?"
- The following two screens, which collect data specifically on students were added to this component, beginning in the 2012-13 survey year:
 - **"All Completers"** - Collects the number of students who earned an award between July 1, 2012 and June 30, 2013 by gender and race/ethnicity. (The intent of this screen is to collect an **unduplicated count** of total numbers of completers.)
 - **"Completers by Level"** - Collects the number of students who earned an award between July 1, 2012 and June 30, 2013 by award level and 1) by gender; 2) by race/ethnicity; and 3) by age.

General Information

CIP Codes:

ite	Two or more Races	Race/ethnicity unknown	Total	distance education program
23	0	0	29	No
0	0	0	0	

Completions: total by first major



Completers by Level

Institutions must report the following information. This screen will be shown for each of the following award categories for which completions have been reported:













- Less than 1-year certificates
- At least 1 but less than 4-year certificates
- Associate's degrees
- Bachelor's degrees
- Master's degrees
- Doctor's degrees
- Postbaccalaureate and post-master's certificates

Bachelor's degrees

Number of students by gender, by race and ethnicity, and by age earning this award between July 1, 2012 and June 30, 2013. Each student should be counted once per award level. For example, if a student earned a master's degree and a doctor's degree, he/she should be counted once in master's and once in doctor's. A student earning two master's degrees should be counted only once.

- Report Hispanic/Latino individuals of any race as Hispanic/Latino
- Report race for non-Hispanic/Latino individuals only

	Number of Students	Total Awards
By Gender		
Men	189	190
Women		366
TOTAL	554	556
PY TOTAL	509	
By Race/Ethnicity		
<u>Nonresident alien</u>		4
<u>Hispanic/Latino</u>		65
<u>American Indian or Alaska Native</u>		3
<u>Asian</u>		9
<u>Black or African American</u>		35
<u>Pacific Islander</u>		0



Summary

IPEDS collects important information regarding your institution. All data reported in IPEDS survey components become available in the IPEDS Data Center and appear as aggregated data in various Department of Education reports. Additionally, some of the reported data appears specifically for your institution through the College Navigator website and is included in your institution's Data Feedback Report (DFR). The purpose of this summary is to provide you an opportunity to view some of the data that, when accepted through the IPEDS quality control process, will appear on the College Navigator website and/or your DFR. College Navigator is updated approximately three months after the data collection period closes and Data Feedback Reports will be available through the [Data Center](#) and sent to your institution's CEO in November 2014.

Please review your data for accuracy. If you have questions about the data displayed below after reviewing the data reported on the survey screens, please contact the IPEDS Help Desk at: 1-877-225-2568 or ipedshelp@rti.org.

Summary of Completions Data

Award Level	Number of Completions	
	1st	

Completions

University of South Florida Sarasota-Manatee (451671)

Source	Description	Severity	Resolved	Options
Global Edits				
Perform Edits	Your institution reported offering award level(s) (6:8) in the prior year IC Header survey, but you did not report offering any programs at this level here. Please correct your data or explain the discrepancy. (Error #10528)	Explanation	Yes	
