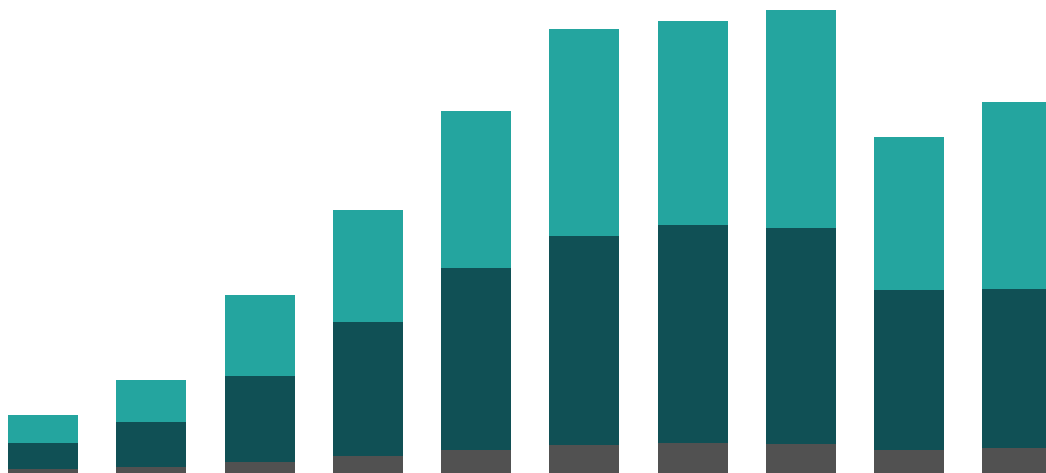


Incarcerated Women and Girls



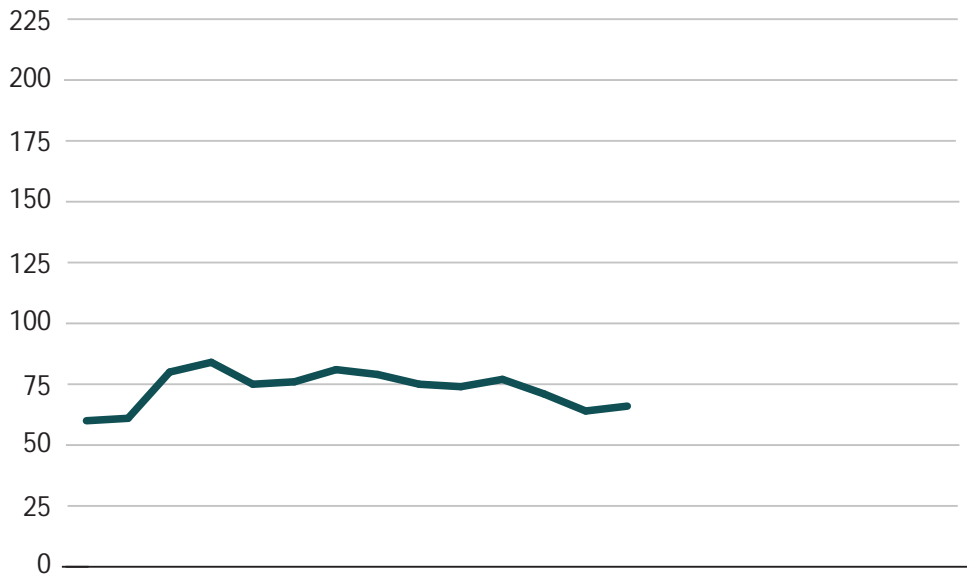
Women Under Control of the U.S. Corrections System, 2021



RACE AND ETHNICITY IN PRISONS

-
-
-
-

Female Imprisonment Rate per 100,000, by Race and Ethnicity, 2000-2021



Imprisonment Rates by Gender, Race, and Ethnicity per 100,000: 2000 vs. 2021

	2000	2021	% Change
			12% increase

STATE VARIATION

Offense Type by Gender in State Prisons, 2020

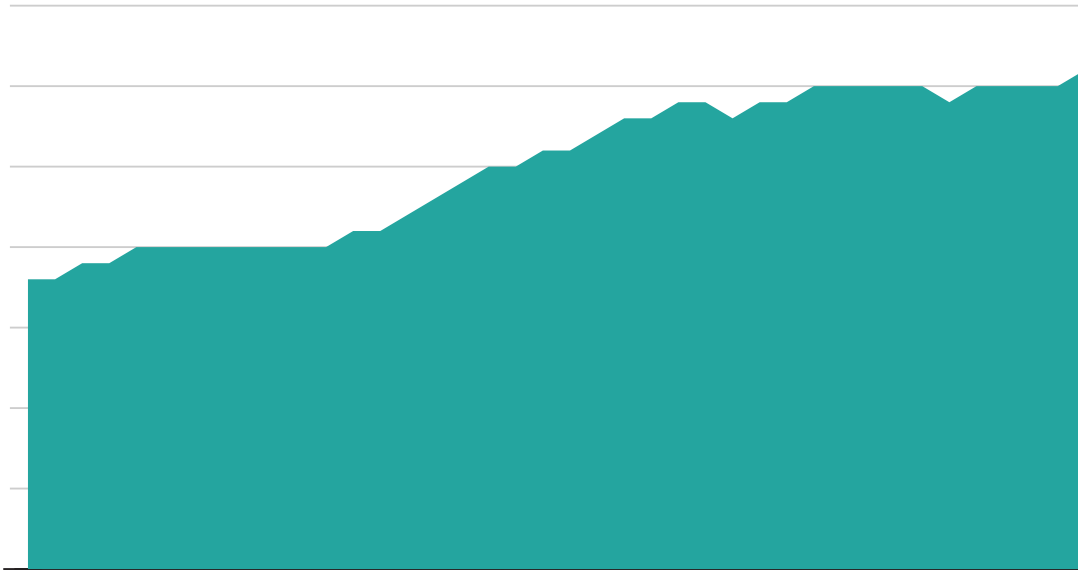
INCARCERATED GIRLS

-
-
-
-

Highest and Lowest State Rates of Confinement for Girls (per 100,000), 2019

State	Rate	State	Rate

Girls Comprise a Growing Proportion of All Teen Arrests, 1980-2019



Endnotes

- 1 <https://bjs.ojp.gov/library/publications/parents-prison-and-their-minor-children-survey-prison-inmates-2016>
- 2 <https://www.ojjdp.gov/ojstatbb/ezacjrp/>
- 3 Sickmund, M., et al. (2021).
- 4 Sickmund, M., et al. (2021).
- 5 <https://www.ojjdp.gov/ojstatbb/ezapop/>
- 6 Sickmund, M., et al. (2021).
- 7 <https://www.ojjdp.gov/ojstatbb/ezajcs/>
- 8 https://www.ojjdp.gov/ojstatbb/crime/ucr_trend.asp?table_in=1